

# XAC pendant control stations



**Schneider Type**

# Pendant control stations

Double insulated, type XACA

For control circuits

Complete stations "ready for use"

## For control of single-speed motors

Functions	Number of operators	Contact block(s) and scheme		Reference	Weight kg
		Per direction	For Emergency stop		
	2 mechanically interlocked	1 N/O ZB2BE101		-	XACA271 0.475
		1 N/C + 1 N/O ZB2BE102 + ZB2BE101		-	XACA281 0.500
	2 mechanically interlocked + 1 trigger action latching Emergency stop Ø 30 mm operator ZA2BS834 (1)	1 N/O ZB2BE101		1 N/C ZB2BE102	XACA2714 (1) 0.575
		1 N/C + 1 N/O ZB2BE102 + ZB2BE101		1 N/C ZB2BE102	XACA2814 (1) 0.600
	2 mechanically interlocked + 1 trigger action latching Emergency stop Ø 30 mm operator ZA2BS834 (1)	1 N/O ZB2BE101		1 N/C + N/C + N/C XENT1192	XACA27141 (1) 0.615
		1 N/C + 1 N/O ZB2BE102 + ZB2BE101		1 N/C + N/C + N/C XENT1192	XACA28141 (1) 0.635
	4 mechanically interlocked between pairs	1 N/O ZB2BE101		-	XACA471 0.625
		1 N/C + 1 N/O ZB2BE102 + ZB2BE101		-	XACA481 0.675
	4 mechanically interlocked between pairs + 1 trigger action latching Emergency stop Ø 40 mm operator ZA2BS844 (1)	1 N/O ZB2BE101		1 N/C ZB2BE102	XACA4714 (1) 0.800
		1 N/C + 1 N/O ZB2BE102 + ZB2BE101		1 N/C ZB2BE102	XACA4814 (1) 0.815
	4 mechanically interlocked between pairs + 1 trigger action latching Emergency stop Ø 40 mm operator ZA2BS844 (1)	1 N/O ZB2BE101		1 N/C + N/C + N/C XENT1192	XACA47141 (1) 0.835
		1 N/C + 1 N/O ZB2BE102 + ZB2BE101		1 N/C + N/C + N/C XENT1192	XACA48141 (1) 0.850

(1) Trigger action mechanically latching Emergency stop pushbuttons conform to standards EN/IEC 60204-32, EN/ISO 13850, Machinery directive 98/37/EC and standard EN/IEC 60947-5-5.

DF56523



XACA271  
XACA281

DF56524



XACA2714  
XACA2814

DF56524



XACA27141  
XACA28141

DF56525



XACA471  
XACA481

53026



XACA4714  
XACA4814  
XACA47141  
XACA48141

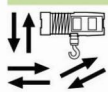





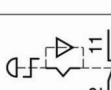


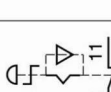
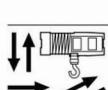

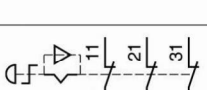



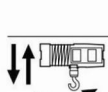



# Pendant control stations

Double insulated, type XACA

For control circuits

Complete stations "ready for use"

## For control of single-speed motors (continued)

Functions	Number of operators	Contact block(s) and scheme		Reference	Weight kg
		Per direction	For Emergency stop		
	6 mechanically interlocked between pairs	1 N/O ZB2BE101	-	XACA671	0.860
					
	6 mechanically interlocked between pairs + 1 trigger action latching Emergency stop Ø 40 mm operator ZA2BS844 (1)	1 N/C + 1 N/O ZB2BE102 + ZB2BE101	-	XACA681	0.950
					
	6 mechanically interlocked between pairs + 1 trigger action latching Emergency stop Ø 40 mm operator ZA2BS844 (1)	1 N/O ZB2BE101	1 N/C ZB2BE102	XACA6714 (1)	0.845
					
	6 mechanically interlocked between pairs + 1 trigger action latching Emergency stop Ø 40 mm operator ZA2BS844 (1)	1 N/C + 1 N/O ZB2BE102 + ZB2BE101	1 N/C ZB2BE102	XACA6814 (1)	0.935
					
	6 mechanically interlocked between pairs + 1 trigger action latching Emergency stop Ø 40 mm operator ZA2BS844 (1)	1 N/O ZB2BE101	1 N/C + N/C XENT1192	XACA67141 (1)	0.880
					
	6 mechanically interlocked between pairs + 1 trigger action latching Emergency stop Ø 40 mm operator ZA2BS844 (1)	1 N/C + 1 N/O ZB2BE102 + ZB2BE101	1 N/C + N/C + N/C XENT1192	XACA68141 (1)	0.970
					
	8 mechanically interlocked between pairs	1 N/O on 7 operators ZB2BE101 and 1 N/C on the 8 <sup>th</sup> operator ZB2BE102	-	XACA871	0.940
					
	8 mechanically interlocked between pairs	1 N/C + 1 N/O ZB2BE102 + ZB2BE101	-	XACA881	1.045
					

(1) Trigger action mechanically latching Emergency stop pushbuttons conform to standards EN/IEC 60204-32, EN/ISO 13850, Machinery directive 98/37/EC and standard EN/IEC 60947-5-5.

# Pendant control stations

Double insulated, type XACA

For control circuits

Complete stations "ready for use"

3



XACA291

XACA2914  
XACA29141



XACA491

XACA4914  
XACA49141



XACA492

XACA4924  
XACA49241

## For control of 2-speed motors

Functions	Number of operators	Contact block(s) and scheme		Reference	Weight kg
		Per direction	For Emergency stop		
	<b>2</b> mechanically interlocked between pairs	1 N/C + N/O + N/O staggered XENG1191	-	XACA291	0.525
		<b>2</b> mechanically interlocked between pairs + 1 trigger action latching Emergency stop Ø 30 mm operator ZA2BS834 (1)	1 N/C ZB2BE102		
<b>2</b> mechanically interlocked between pairs + 1 trigger action latching Emergency stop Ø 30 mm operator ZA2BS834 (1)	1 N/C + N/O + N/O staggered XENG1191	1 N/C + N/C + N/C XENT1192			
	<b>4</b> mechanically interlocked between pairs	1 N/C + N/O + N/O staggered XENG1191	-	XACA491	0.625
		<b>4</b> mechanically interlocked between pairs + 1 trigger action latching Emergency stop Ø 40 mm operator ZA2BS844 (1)	1 N/C ZB2BE102		
<b>4</b> mechanically interlocked between pairs + 1 trigger action latching Emergency stop Ø 40 mm operator ZA2BS844 (1)	1 N/C + N/O + N/O staggered XENG1191	1 N/C + N/C + N/C XENT1192			
	<b>4</b> mechanically interlocked between pairs	1 N/C + N/O + N/O staggered (a) XENG1191	-	XACA492	0.675
		<b>4</b> mechanically interlocked between pairs + 1 trigger action latching Emergency stop Ø 40 mm operator ZA2BS844 (1)	1 N/O (b) ZB2BE101		
<b>4</b> mechanically interlocked between pairs + 1 trigger action latching Emergency stop Ø 40 mm operator ZA2BS844 (1)	1 N/C + N/O + N/O staggered (a) XENG1191	1 N/C ZB2BE102			
	<b>4</b> mechanically interlocked between pairs	1 N/C + N/O + N/O staggered (a) XENG1191	-	XACA4924	0.700
		<b>4</b> mechanically interlocked between pairs + 1 trigger action latching Emergency stop Ø 40 mm operator ZA2BS844 (1)	1 N/O (b) ZB2BE101		
<b>4</b> mechanically interlocked between pairs + 1 trigger action latching Emergency stop Ø 40 mm operator ZA2BS844 (1)	1 N/C + N/O + N/O staggered (a) XENG1191	1 N/C + N/C + N/C XENT1192			
	<b>4</b> mechanically interlocked between pairs	1 N/O (b) ZB2BE101	-	XACA49241	0.735
		<b>4</b> mechanically interlocked between pairs + 1 trigger action latching Emergency stop Ø 40 mm operator ZA2BS844 (1)	1 N/C + N/O + N/O staggered (a) XENG1191		

(1) Trigger action mechanically latching Emergency stop pushbuttons conform to standards EN/IEC 60204-32, EN/ISO 13850, Machinery directive 98/37/EC and standard EN/IEC 60947-5-5.

# Pendant control stations

Double insulated, type XACA

For control circuits

Empty enclosures

53023



XACA02

53024



XACA03

53024



XACA12

## Empty enclosures

Description	Number of cut-outs	Reference	Weight kg
<b>Enclosure</b> comprising: - the enclosure, - internal mounting plate, - protective cable sleeve, - internal cable clamp, - suspension ring, - cable tie (for tightening sleeve onto cable).	2	XACA02	0.440
	3	XACA03 (1)	0.440
	4	XACA04	0.540
	5	XACA05 (1)	0.625
	6	XACA06	0.665
	8	XACA08	0.770
	12	XACA12	1.000

## Variable composition stations, factory assembled

Use the order form on page 3/13 to define the required configuration.

**Equipment:** contact blocks, operating heads (control and signalling), complementary accessories

See separate components, page 3/6

(1) Enclosures with 3 cut-outs XACA03 and 5 cut-outs XACA05 cannot be fitted with a mounting adaptor for base mounted units. The first cut-out can only be used for the Emergency stop function.



# Pendant control stations

Double insulated, type XACA

For control circuits



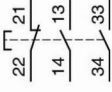
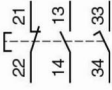
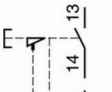
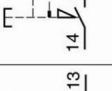
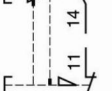

Separate components and spare parts

53023E



ZB2BE101  
ZB2BE102

## Contact blocks for front mounting

Description	Application	Function	Scheme	Reference	Weight kg
Single block, spring return slow break	Single-speed	N/O		ZB2BE101	0.015
		N/C		ZB2BE102	0.015
	2-speed	N/C + N/O + N/O simultaneous (1)		XENG1491	0.040
		N/C + N/O + N/O staggered (1)		XENG1191	0.040
Double block, latching slow break (2)	Single-speed	N/O		XENG3781	0.060
		N/O			
		N/O		XENG3791	0.060
		N/C			

530237



XENG1191  
XENG1491

530236



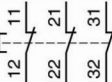
XENG3781  
XENG3791

530238



XENT1192

## Isolating switch, slow break, for front mounting

For mounting in enclosures	Application	Function	Scheme	Reference	Weight kg
XACA03 (frontal cut-out) XACA05, A06, A08 (frontal or base cut-out)	Emergency stop	N/C + N/C + N/C with positive opening operation		XENT1192	0.050

(1) Only for use with XACA9●●● operators.

(2) Not suitable for use with the following operating heads: ZA2BB, ZA2BD, ZA2BG and ZA2BS.

# Pendant control stations

## Double insulated, type XACA

### For control circuits

### Separate components and spare parts



XACS10

#### Contact blocks for base mounting

Description	Function	Scheme	Reference	Weight kg
Spring return slow break (1)	N/O		XACS101	0.030
	N/C		XACS102	0.030
	N/O + N/O		XACS103	0.045
	N/C + N/C		XACS104	0.045
	N/C + N/O		XACS105	0.045

#### Pilot light bodies for front mounting

Description	Supply voltage	Scheme	Reference	Weight kg
Direct supply Bulb not included (2)	≤ 400 V		ZB2BV006	0.015
Direct supply, through resistor Incandescent BA 9s base fitting 130 V bulb included	230 V		ZB2BV007	0.020

(1) Not suitable for use with 3-position operating heads ZA2BD and ZA2BG or for mounting in enclosures XACA039 and XACA03.

(2) Bulb type for use with direct supply units: BA 9s base fitting incandescent bulb  $U \leq 130$  V or neon bulb  $110$  V  $\leq U \leq 400$  V. Maximum power: 2.6 W, maximum  $\varnothing$ : 11 mm, maximum length: 28 mm. See page 3/9.

# Pendant control stations

Double insulated, type XACA

For control circuits

Separate components and spare parts

530243



XACA94●●

## Operating heads for front mounting

Description	Colour	Sold in lots of	Unit reference	Weight kg
<b>Booted operators</b>	White	10	XACA9411	0.010
	Black	10	XACA9412	0.010
	Green	10	XACA9413	0.010
	Red	10	XACA9414	0.010
	Yellow	10	XACA9415	0.010
	Blue	10	XACA9416	0.010
	Brown	10	XACA9419	0.010

## Operating heads for front or base mounting

Description	Colour	Type	Reference	Weight kg
<b>Trigger action latching Emergency stop (1)</b> Turn to release	Red	Ø 30 mm	ZA2BS834	0.040
		Ø 40 mm	ZA2BS844	0.050
<b>Trigger action latching Emergency stop (2)</b> Key release (n° 455) Key withdrawal in rest (unactuated) position	Red	Ø 30 mm	ZA2BS934	0.060
		Ø 40 mm	ZA2BS944	0.065
<b>Selector switches (3), standard handle</b> (Not to be used with XENG●●●● contact blocks)	Black	2 position, stay put	ZA2BD2	0.018
		3 position, stay put (4)	ZA2BD3	0.018
<b>Key switches (2)</b> (key n° 455) Key withdrawal in left and right-hand position	–	2 position, stay put	ZA2BG4	0.042
		3 position, stay put (4)	ZA2BG5	0.042
<b>Key switch (2)</b> (key n° 455) Key withdrawal in left-hand position	–	2 position, stay put	ZA2BG2	0.042
<b>Key switch (2)</b> (key n° 455) Spring return from right to left Key withdrawal in left-hand position	–	2-position	ZA2BG6	0.042
<b>Key switch (4) (2)</b> (key n° 455) Key withdrawal in centre position	–	3 position, stay put	ZA2BG3	0.042
<b>Wobblesticks (5)</b> Operates in all directions for fast stop	Black	–	ZA2BB2	0.060
	Red	–	ZA2BB4	0.060

(1) Trigger action mechanically latching Emergency stop pushbuttons conform to standards EN/IEC 60204-32, EN/ISO 13850, Machinery directive 98/37/EC and standard EN/IEC 60947-5-5.

(2) Other key numbers available on request, please consult our Customer Care Centre.

(3) Selector switches available with other mechanical functions, please consult our Customer Care Centre.

(4) Only suitable for front mounting.

(5) Base mounting recommended.

7

530248



ZA2BS834

DF538493



ZA2BS944

530246



ZA2BD●

530246



ZA2BG●

DF566529



ZA2BB●



# Pendant control stations

Double insulated, type XACA

For control circuits

Separate components and spare parts

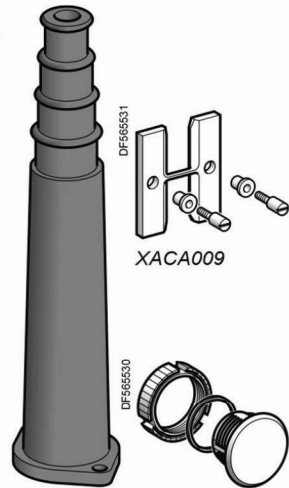


ZA2BV0

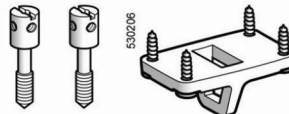


DL1C

DL1CF

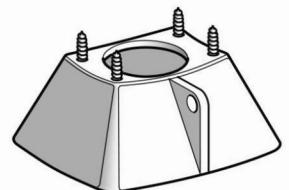


XACA960

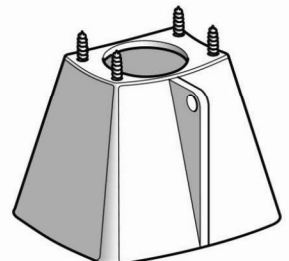


XACB961

XACA971



XACA982



XACA983



XBFX13



ZA2BZ905

## Pilot light heads

Description	Colour	Reference	Weight kg
<b>For use with incandescent bulbs</b>			
Lens cap with bezel and fixing nut	White	ZA2BV01	0.015
	Green	ZA2BV03	0.015
	Red	ZA2BV04	0.015
	Yellow	ZA2BV05	0.015
	Blue	ZA2BV06	0.015
	Clear	ZA2BV07	0.015
	<b>For use with neon bulbs</b>		
Lens cap with bezel and fixing nut	Green	ZA2BV033	0.015
	Red	ZA2BV043	0.015
	Yellow	ZA2BV053	0.015
	Clear	ZA2BV073	0.015

## Bulbs

Description	Voltage	Sold in lots of	Unit reference	Weight kg
<b>Incandescent</b> BA 9s base fitting Maximum power: 2.6 W Maximum Ø: 11 mm Maximum length: 28 mm	6 V	10	DL1CB006	0.002
	12 V	10	DL1CE012	0.002
	24 V	10	DL1CE024	0.002
	48 V	10	DL1CE048	0.002
	130 V	10	DL1CE130	0.002
<b>Neon</b> BA 9s base fitting Maximum power: 2.6 W Maximum Ø: 11 mm Maximum length: 28 mm	110 V	10	DL1CF110	0.002
	230 V	10	DL1CF220	0.002
	400 V	10	DL1CF380	0.002

## Complementary accessories, tools

Description	Reference	Weight kg
<b>Protective cable sleeve</b>	For cable Ø 8 to 22 mm	XACA950
	For cable Ø 8 to 26 mm	XACA960
<b>Mechanical interlock for 2 operators</b>	With fixing screws	XACA009
<b>Blanking plug</b>	With seal and fixing nut	ZB2SZ3
<b>Tightening tool for fixing nut</b>	–	ZA2BZ905
<b>Adaptor for self-supporting cable type BBAP</b>	Mounted with protective sleeve for cable Ø 8 to 26 mm	XACB961
<b>Lower support ring</b>	–	XACA971
<b>Protective guards for base mounted units</b>	For selector switch (standard handle) or Emergency stop head pushbutton	XACA982
	For key switch or key release latching Emergency stop head pushbutton	XACA983
<b>Bulb extractor</b>	For BA 9s base fitting bulbs	XBFX13

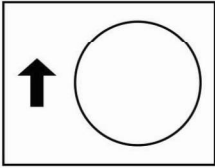
# Pendant control stations

Double insulated, type XACA


For control circuits

Legends 30 x 40 mm with symbols conforming to NF E 52-124

530209



White background, black symbol



Black background, white symbol



Red background, white symbol

9

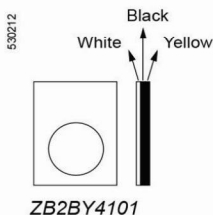
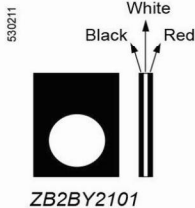
Function Symbol	Reference	Weight kg	Function Symbol	Reference	Weight kg
Raise, slow 	ZB2BY4901	0.001	Lower, slow 	ZB2BY2904	0.001
Raise, fast 	ZB2BY4902	0.001	Lower, fast 	ZB2BY2905	0.001
Raise, slow-fast 	ZB2BY4903	0.001	Lower, slow-fast 	ZB2BY2906	0.001
Right, slow 	ZB2BY4907	0.001	Left, slow 	ZB2BY2910	0.001
Right, fast 	ZB2BY4908	0.001	Left, fast 	ZB2BY2911	0.001
Right, slow-fast 	ZB2BY4909	0.001	Left, slow-fast 	ZB2BY2912	0.001
Forward, slow 	ZB2BY4913	0.001	Reverse, slow 	ZB2BY2916	0.001
Forward, fast 	ZB2BY4914	0.001	Reverse, fast 	ZB2BY2917	0.001
Forward, slow-fast 	ZB2BY4915	0.001	Reverse, slow-fast 	ZB2BY2918	0.001
Slew right, slow 	ZB2BY4919	0.001	Slew left, slow 	ZB2BY2922	0.001
Slew right, fast 	ZB2BY4920	0.001	Slew left, fast 	ZB2BY2923	0.001
Slew right, slow-fast 	ZB2BY4921	0.001	Slew left, slow-fast 	ZB2BY2924	0.001
Slow 	ZB2BY4933	0.001	Fast 	ZB2BY4934	0.001
Klaxon 	ZB2BY4932	0.001	Start-Klaxon 	ZB2BY4935	0.001
Start 	ZB2BY4930	0.001	Stop 	ZB2BY2931	0.001

# Pendant control stations

## Double insulated, type XACA

### For control circuits

### Legends 30 x 40 mm



Text	Reference	Weight kg	Text	Reference	Weight kg
<ul style="list-style-type: none"> <li>■ Start functions: white characters on black background</li> <li>■ Stop functions: white characters on red background</li> </ul>					
<b>Blank</b>					
Black or red background	ZB2BY2101	0.001	White or yellow background	ZB2BY4101	0.001
<b>With English text</b>			<b>With French text</b>		
<b>For pushbuttons</b>			<b>For pushbuttons</b>		
Start	ZB2BY2303	0.001	Marche	ZB2BY2103	0.001
Stop	ZB2BY2304	0.001	Arrêt	ZB2BY2104	0.001
Forward	ZB2BY2305	0.001	Avant	ZB2BY2105	0.001
Reverse	ZB2BY2306	0.001	Arrière	ZB2BY2106	0.001
Up	ZB2BY2307	0.001	Montée	ZB2BY2107	0.001
Down	ZB2BY2308	0.001	Descente	ZB2BY2108	0.001
Right	ZB2BY2309	0.001	Droite	ZB2BY2109	0.001
Left	ZB2BY2310	0.001	Gauche	ZB2BY2110	0.001
On	ZB2BY2311	0.001	En service	ZB2BY2111	0.001
Off	ZB2BY2312	0.001	Hors service	ZB2BY2112	0.001
Power on	ZB2BY2326	0.001	Sous tension	ZB2BY2126	0.001
Slow	ZB2BY2327	0.001	Lent	ZB2BY2127	0.001
Fast	ZB2BY2328	0.001	Vite	ZB2BY2128	0.001
Klaxon	ZB2BY2125	0.001	Klaxon	ZB2BY2125	0.001
<b>For selector switches</b>			<b>For selector switches</b>		
–	–	0.001	Arrêt-Marche	ZB2BY2166	–
Off-On	ZB2BY2367	0.001	Hors-en	ZB2BY2167	0.001
<b>With special texts</b>					
<ul style="list-style-type: none"> <li>■ Specify text when ordering,</li> <li>■ 2 lines maximum, 11 characters per line.</li> </ul>					
White characters on black background	ZB2BY2002	0.001	Black characters on white background	ZB2BY4001	0.001
White characters on red background	ZB2BY2004	0.001	Black characters on yellow background	ZB2BY4005	0.001
<b>Other versions</b>	Legends with texts in other languages. Please consult our Customer Care Centre.				

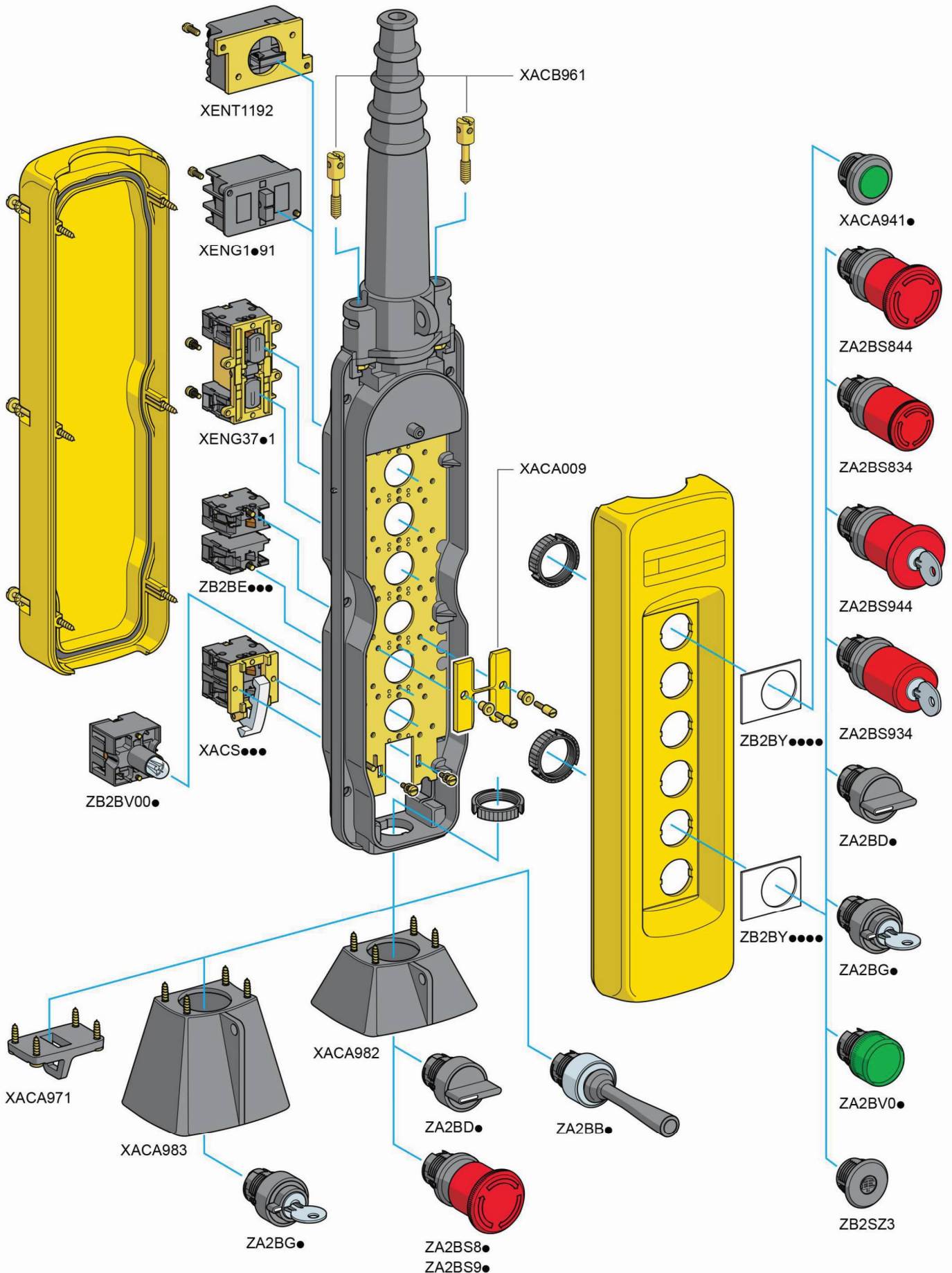


# Pendant control stations

Double insulated, type XACA

For control circuits

Variable composition stations, factory assembled

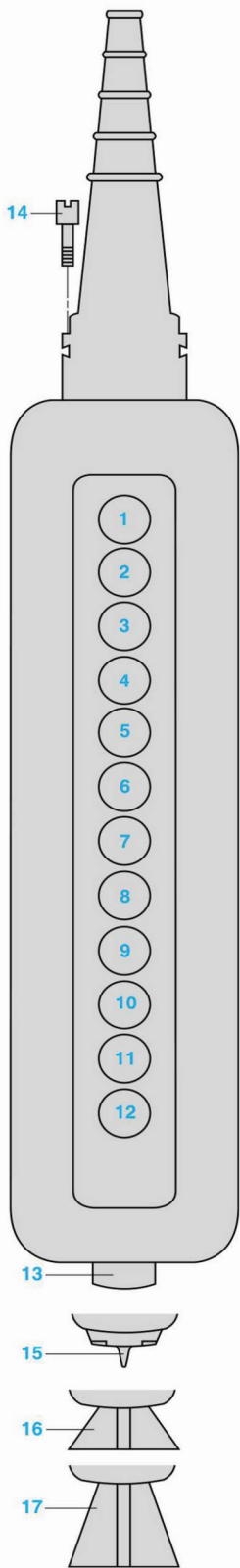


# Pendant control stations

Double insulated, type XACA

For control circuits

Variable composition stations, factory assembled



Company	Order N°	Delivery date	Sales office - Subsidiary Co.	Order N°

Enter the order with XACA09 reference

Unit reference of empty enclosure, see page 3/5	Number of identical stations	Enclosure price (1)
XAC <input type="checkbox"/> A <input type="checkbox"/> <input type="checkbox"/>		

Legends see page 3/10		Contact blocks or pilot light bodies see page 3/6		Operating heads or pilot light heads or blanking plug see page 3/8		Total price
Reference	Unit price	Reference	Unit price	Reference	Unit price	
1						
2						
3						
4						
5						
6						
7						
8						
9						
10						
11						
12						

Unit mounted in base of enclosure (if required) (Except when using XACA03 and XACA05)

13						
----	--	--	--	--	--	--

Complementary accessories, see page 3/9 (cross the appropriate box or boxes)

Description	<input checked="" type="checkbox"/>	Reference	Unit price
14 Adaptor for self-supporting cable type BBAP for use with cable entry sleeve Ø 8 to 26 mm		XACB961	
15 Lower support ring		XACA971	
16 Protective guard for selector switch (std. handle) or Emergency stop head pushbutton, mounted in base		XACA982	
17 Protective guard for key switch or key release Emergency stop head pushbutton, mounted in base		XACA983	

Mechanical interlocking (2)

Reference	Quantity	Unit price
XACA009		
Factory assembly:	Number of heads or blanking plugs to be fitted	Additional cost XAC9VA for fitting of 1 head or 1 blanking plug
	<input type="checkbox"/> X	<input type="checkbox"/>

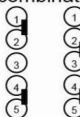
Total price of assembled pendant station

--

(1) Obtain the empty enclosure price.

(2) Connect with a line the 2 ways which require mechanical interlocking.

Examples: combinations possible



Combinations not possible

